

Ice Cream Cone Race to the Top

© 2020 prekprintablefun.com

Table of Contents

Ice Cream Cone Race to the top game pgs. 2-3

TOS & Graphics credit pgs. 4-5

**Ice Cream Cone Race to the top game
Mat pg. 2**


Cube & Playing Pieces pg. 3

Assembly Directions:

1. Print
2. Laminate Mat (Optional)/cut in half
3. Cut and assemble the cube

Directions for play: Children roll the cube. Using a red pom pom “cherry” (or a cherry playing piece that is provided), Children move the cherries the correct number of scoop spaces on the cone. Play continue until the cherry makes it to the top of one of the cone. If the child rolls the “stuck in the fudge symbol” the cherries remain until a scoop is rolled. This can be played cooperatively by only using one mat for the whole group.



Learning Standards


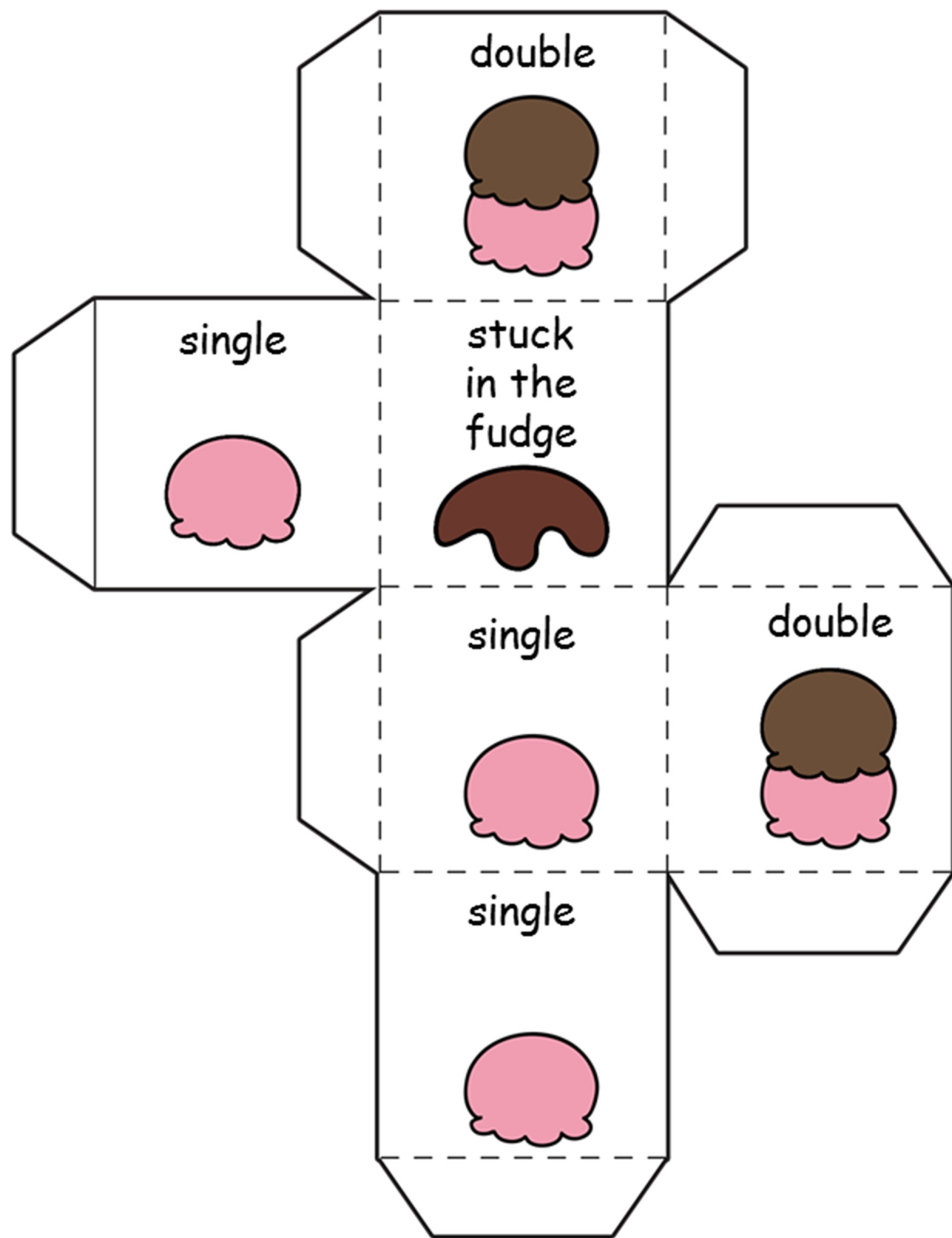


Did you Make this?

Tag us
@prekprintablefun
when you share
our photos on
social media

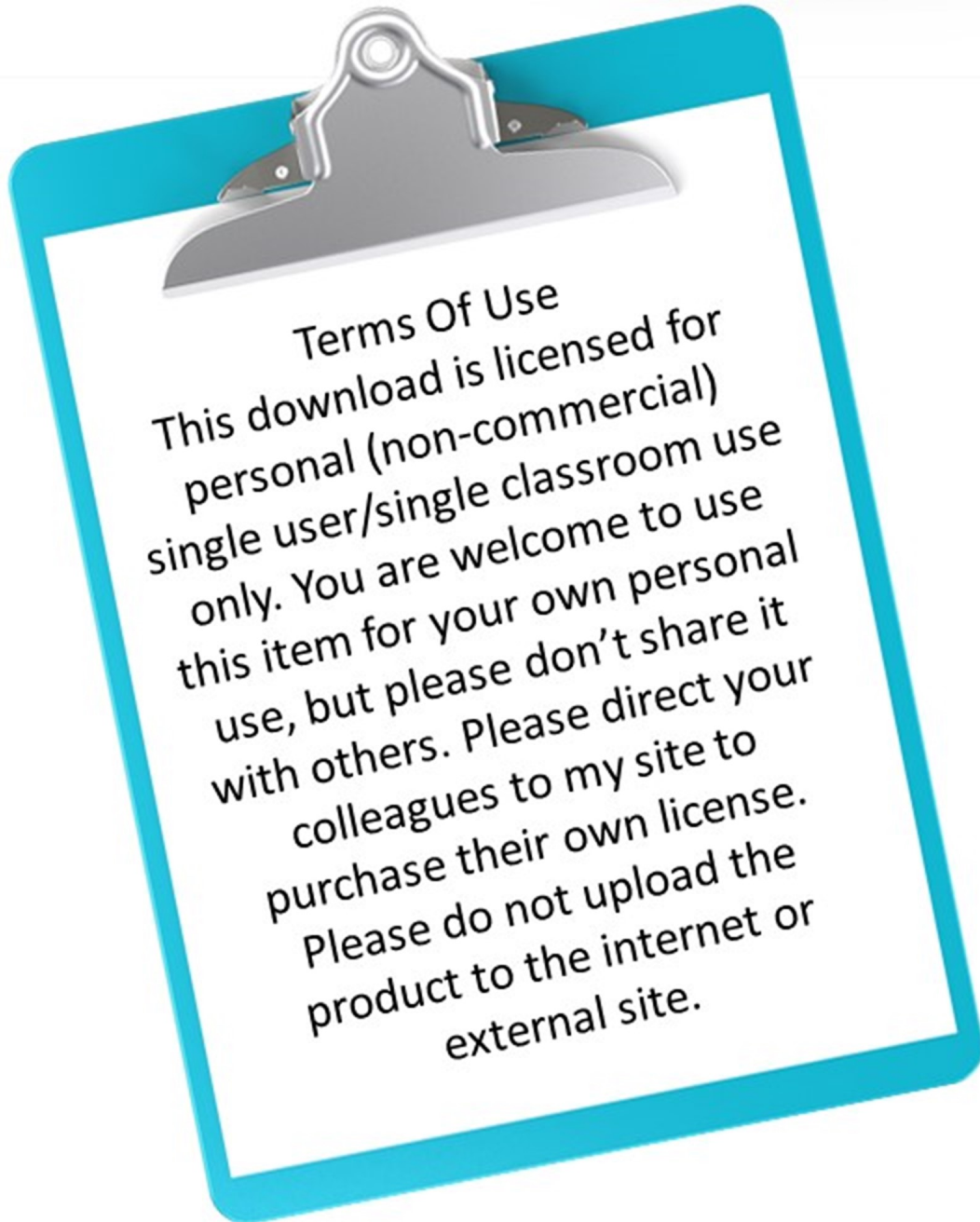
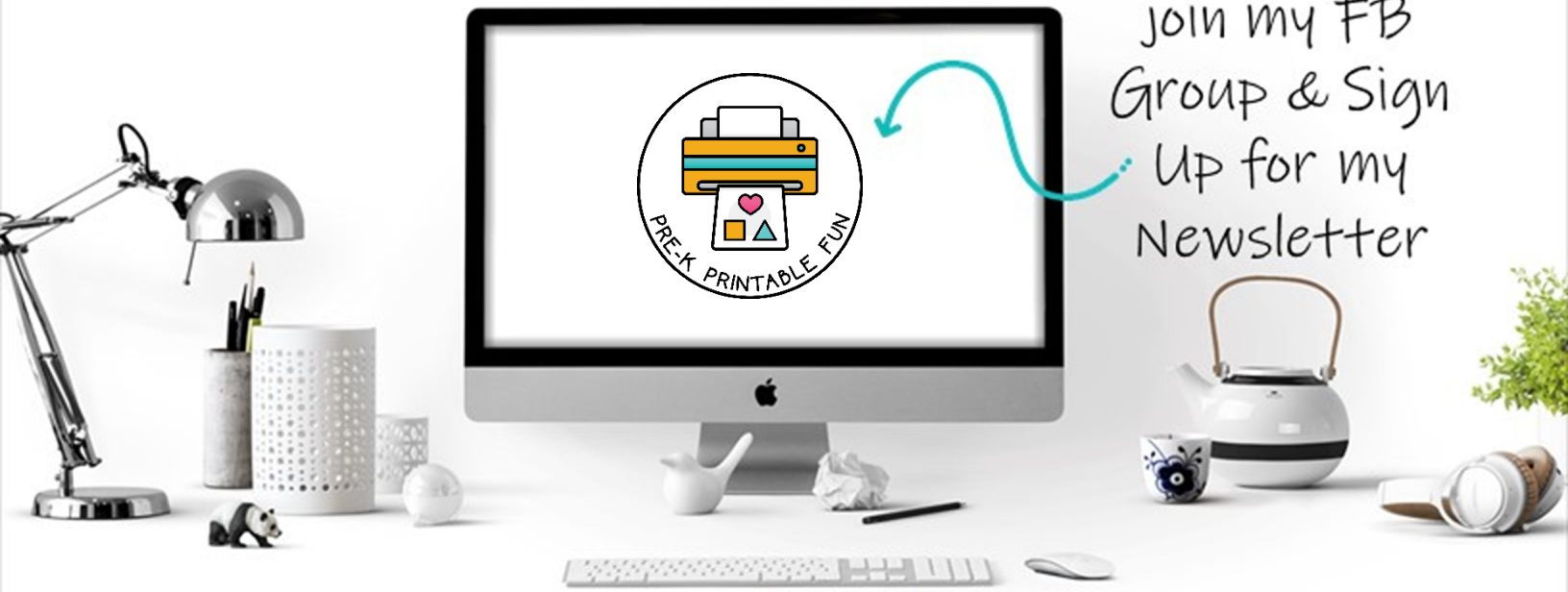






Thanks for your purchase!

Click here to
join my FB
Group & Sign
Up for my
Newsletter



Terms Of Use

This download is licensed for personal (non-commercial) single user/single classroom use only. You are welcome to use this item for your own personal use, but please don't share it with others. Please direct your colleagues to my site to purchase their own license. Please do not upload the product to the internet or external site.

Let's Connect





PRE-K PRINTABLE FUN GRAPHICS CREDIT

[JW Illustrations](#)

[Allison Fors](#)

[Little Red](#)

[SillyODesign](#)

[Trioriginals](#)

[Pretty Graphik](#)

[Hideseys Graphics](#)

[Kari Bolt Clip Art](#)

[Chirp Graphics](#)

[Whimsy Clips](#)

[Dancing Crayon Designs](#)

[RedPepper](#)

[Just Joel Art](#)

[I Teach What's Your Superpower Megan Favre](#)

[Ashley Hughes](#)