

# BEACH FUN COUNTING MAT

© 2019 prekprintablefun.com

## Assembly & Directions

Counting mat pg. 2

Counting cards & ball counters pg. 3

Assembly Directions

1. Print
2. Laminate (optional for durability)
3. Cut out the counting cards and beach ball counters on pg. 3


Directions for play: Shuffle the counting cards and place them face down. Children flip over a card and place the correct amount of beach ball counters in each frame.

## Learning Standards




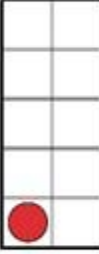



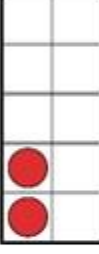

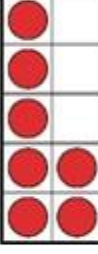

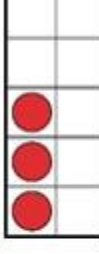



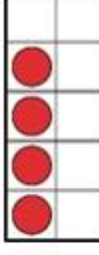



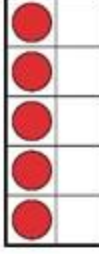


## Extend this Activity

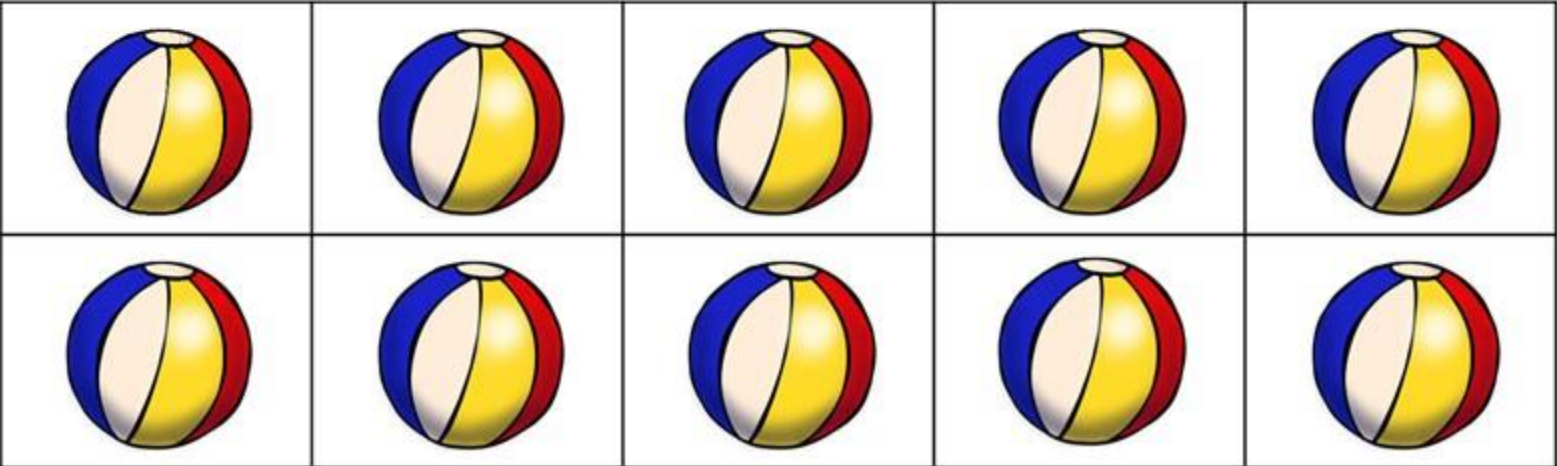
- Roll play dough “beach ball” counters for added fine motor fun.





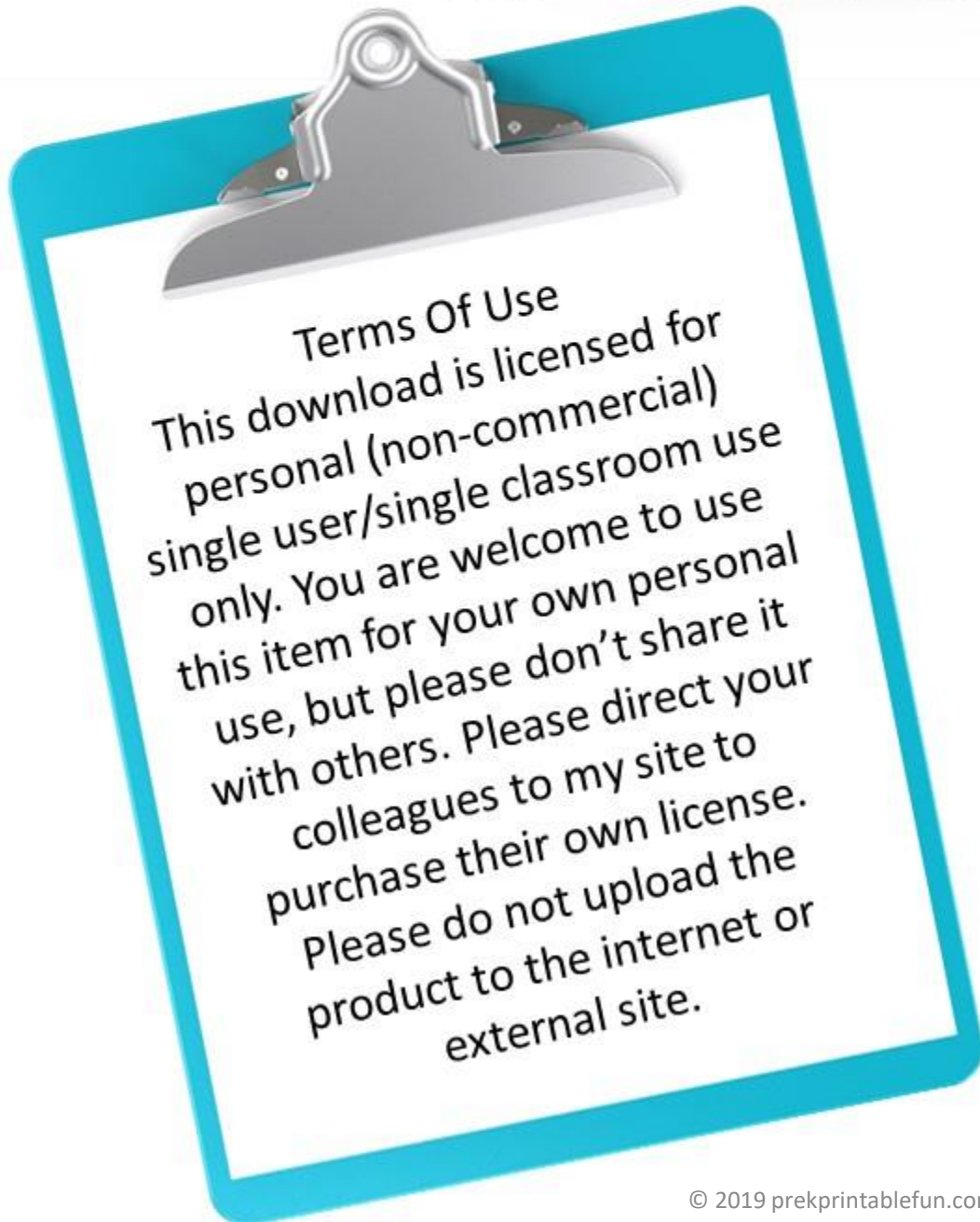



	one			six	
	two			seven	
	three			eight	
	four			nine	
	five			ten	



# Thanks for your purchase!

Click here to  
join my FB  
Group & Sign  
Up for my  
Newsletter



## Terms Of Use

This download is licensed for personal (non-commercial) single user/single classroom use only. You are welcome to use this item for your own personal use, but please don't share it with others. Please direct your colleagues to my site to purchase their own license. Please do not upload the product to the internet or external site.

## Let's Connect





# PRE-K PRINTABLE FUN GRAPHICS CREDIT

[Educlips](#)  
[RedPepper](#)